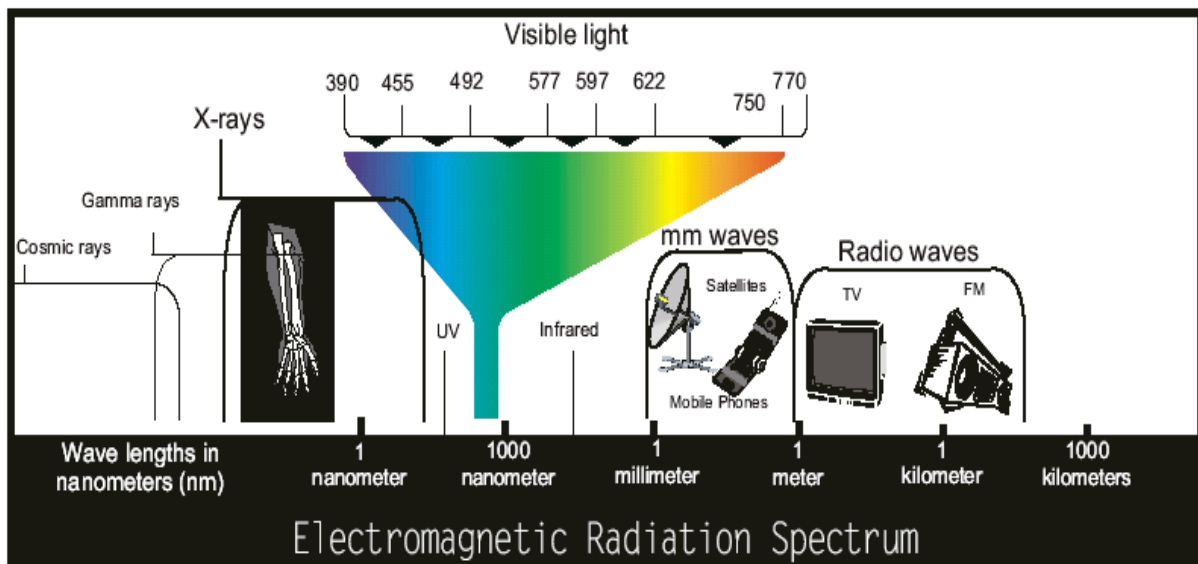




# Meteorologie Strahlungsmessung

Produktübersicht





## Inhalt

### Globalstrahlung

- ES2 Solar-Energie-Sensor
- SKE 510 Energie-Sensor
- SKS 1110 Pyranometersensor
- SKL 2640 HOPL Energie-Sensor
- SKL 2650 HOPL Pyranometer
- 8101 Sternpyranometer
- 8104 Albedometer
- 8110 Strahlungsbilanzmesser
- 8111 Pyrradiometer

### PAR

- SS1 SunScan-Sonde
- QS2-PAR-Quantum-Sensor
- SKP 210 - PAR-Sensor
- SKP 212 - PAR-Sensor
- SKP 215 - Quanten-Sensor
- SKP 216 - Quanten-Sensor f. Hansatech
- SKP 215/200F - Quanten-Sensor
- SKP 2610 HOPL - PAR
- SKP 2620 HOPL - Quanten-Sensor

### UV

- UV3/pA UVA A-Sensor, mit Vorverstärker
- UV3/pB-Sensor, mit Vorverstärker
- UV3pAB-Sensor, mit Vorverstärker
- SKU 420 UVA-Sensor
- SKU 430 UVB-Sensor



## **Spezialsensoren**

- TSL-05 Tube Solarimeter, lange Form 80cm
- BF3 Sonnenscheinsensor
- SPN1 – Sonnenschein-Pyranometer
- SKR 110 660/730nm zur NDVI-Bestimmung
- SKR 1800 2-Kanal-Sensor
- SKR 116/100 660/730nm Meßeinheit
- SKR 1850 4-Kanal-Sensor
- SKR 1850A 4-Kanal-Sensor
- SKP 210/200F PAR-Sensor
- SKP218/730 Far-Red Sensor
- SKL 310 Licht-Sensor
- SKS 1150 Thermoelement-Pyranometer
- SKS 1160 Strahlungsbilanz-Sensor
- SKL 2630 HOPL Licht-Sensor
- CG2 Netto-Pyrgeometer Meßbereich 5..50µm

## **Zubehör Lichtsensoren**

- SpectroSense 2
- BF3/M Mastadapter f. BF3
- SRLF1 Nivelliereinheit für Delta-T Lichtsensoren
- SKP 200 Anzeigegerät f. QS
- SKM 221 Justier-Libelle
- SKM 222 Justier-Libelle
- SKM 225 Halterung für SKM 221
- SKM 226 Halterung für SKM 221
- SKM 229, Halterung f. 3 Nivelliereinheiten
- SKL 180 Kalibrierservice
- SKR 120 2-Kanal-Verstärker
- 8106 Belüftungsgehäuse
- Kalibrier-/Reparaturservice

Light Measurement GuidanceNotes – Wissenswertes zur Strahlungsmessung von Skye Instruments



# Meteorologie Strahlungsmessung

## Produktübersicht



**Art.Nr.**

**Spezifikation**

### Globalstrahlung

05127

#### **ES2 Solar-Energie-Sensor**

ES2 Solar-Energie-Sensor mit lichtempfindlichen Halbleiterelementen (Si, GaAs, etc.) mit Kosinuskorrektur. Der Energie-Sensor gibt ein der Globalstrahlung proportionales Signal aus. Eignet sich hervorragend für Untersuchungen an Pflanzen. Spektrum 400-1050nm, 5m Kabel.



05244

#### **SKE 510 Energie-Sensor**

SKE 510 Energie-Sensor, Ausgang  $\mu\text{V}$  pro  $\text{W}/\text{m}^2$  im Wellenlängenbereich von 400 – 700 nm.



05248

#### **SKS 1110 Pyranometersensor**

SKS 1110 Pyranometersensor,  $10\mu\text{V}/\text{W}/\text{m}^2$ , 3m Kabellänge. Korpusmaterial Acetal (anodisiertes Aluminium), spezielles Silizium-Photoelement mit Filter aus optischem Glas, Wellenlängenbereich 400-1100nm, cosinus-korrigiert, Sensordurchmesser 34mm, Höhe 38mm, Gewicht: 130g. Preiswerte Lösung zur Messung der Globalstrahlung in Verbindung mit Wetterstationen und Photovoltaikanlagen. Zubehör: Halterung u. Nivelliereinheit (siehe Bild)



05266

#### **SKL 2640 HOPL Energie-Sensor**

SKL 2640 HOPL Energie-Sensor, 0-1V Ausgang ( $\text{W}/\text{m}^2$  Kalibrierung)

05268

#### **SKL 2650 HOPL Pyranometer**

SKL 2650 HOPL Pyranometersensor, Normsignalausgang z.B. 0-1V, 0-10V oder 4.20mA für 0-1400W. Benötigt externe Stromversorgung von 5-36Vdc, je nach Signalausgang. Eigenschaften wie SKS 1110. Preiswerte Lösung zur Messung der Globalstrahlung wo industrielle Signale benötigt werden, z.B. SPS oder niedrigauflösende Datenlogger. Zubehör: Halterung u. Nivelliereinheit.



05300

#### **8101 Sternpyranometer**

8101 Sternpyranometer zur Erfassung der Globalstrahlung (direkte Sonnenstrahlung + diffuse Himmelsstrahlung auf eine horizontale Fläche), WMO "first class", ISO 9060, 0-1500  $\text{W}/\text{m}^2$ , Spektralbereich 0,3-3 $\mu\text{m}$ , ca.  $15\mu\text{V}/\text{W}/\text{m}^2$ , Glaskuppeln.





# Meteorologie

## Strahlungsmessung

### Produktübersicht



#### Art.Nr.

#### Spezifikation

05302

#### **8104 Albedometer**

8104 Doppelpyranometer zur Messung des Reflexionsvermögens (Albedo) des Bodens in Prozenten. Ermittelt auch die kurzwellige Strahlungsbilanz. WMO "First class", ISO 9060. 0-1500 W/m<sup>2</sup>. Spektralbereich 0,3-3µm, ca. 15µV/W/m<sup>2</sup>. Glaskuppeln, direkte Messung der Differenz aus oberem u. unterem Halbraum. "



05306

#### **8110 Strahlungsbilanzmesser**

8110 Strahlungsbilanzmesser zur direkten Bestimmung der Strahlungsbilanz (auffallende Strahlung abzgl. reflektierter Strahlung) im kurz- u. langwelligen Bereich. WMO "first class", ISO 9060. 0-1500 W/m<sup>2</sup>, Spektralbereich 0,3-60µm, ca. 15µV/W/m<sup>2</sup>, Lupolenkuppeln. "



05308

#### **8111 Pyrradiometer**

8111 Pyrradiometer, Messung der Strahlungsbilanz im kurz- u. langwelligen Bereich. Je 1 Signal für den oberen und unteren Halbraum, Korrektur der Gehäusetemperatur über Pt100. WMO first class, 0-1500 W/m<sup>2</sup>, Spektralbereich 0,3-30µm, ca. 15µV/W/m<sup>2</sup>, Lupolenkuppeln.



#### PAR

05100

#### **SS1: SunScan-Sonde**

SS1: SunScan-Sonde 1m Länge, Meßbereich 400-700nm (PAR), inkl. Batterien. Aktive Fläche: 1000x13mm, Abstand der einzelnen Sensoren 15.6mm, max. Meßbereich 2500µmol/m<sup>2</sup>/s, Auflösung 2,5µmol/m<sup>2</sup>/s, IP65, Stromversorgung: 4 Mignon-Zellen (reichen ca. 1 Jahr). (Bild zeigt ein komplettes Blattflächenindex-Meßsystem - Infos unter "Pflanzenphysiologie")



05129

#### **QS2- PAR-Quantum-Sensor**

QS2 PAR-Quantum-Sensor, Empfindlichkeit: 400-700nm. Ausgang: 10µV pro µmol/m<sup>2</sup>/s Größe: 48mm hoch, 30mm Durchmesser. 5m Kabel.



05222

#### **SKP 210 - PAR-Sensor**

SKP 210 IPAR"-Sensor, Ausgang in µV pro µmol/m<sup>2</sup>/s, besondere PAR-Charakteristik.. Maße: 34 \* 38 mm, Gewicht 140g (mit 3m Kabel)

05223

#### **SKP 212 PAR-Sensor**

SKP 212 HOPL-PAR-Sensor (kalibriert) für Innenräume, mit Verstärkerausgang 0-1V, 0-2V, 0-5V oder 0-10Vdc. Geeignet für Gewächshäuser, Klimakammern, Verschattungssteuerung in Innenraum.





# Meteorologie Strahlungsmessung

Produktübersicht



**Art.Nr.**

**Spezifikation**

05224

**SKP 215 Quanten-Sensor**

SKP 215 Quanten-Sensor, Halbleitersensor, Ausgang  $\mu\text{V}$  pro  $\mu\text{mol}/\text{m}^2/\text{s}$ .



05226

**SKP 216 Quanten-Sensor f. Hansatech**

SKP 216 Quanten-Sensor f. Hansatech-Kammer.



05232

**SKP 215/200F Quantensensor**

SKP 215/200F Quanten-Sensor mit Lichtleiter-Sonde.



05260

**SKP 2610 HOPL-PAR**

SKP 2610 HOPL PAR-Sensor mit 0-1V Ausgang.

05262

**SKP 2620 HOPL Quanten-Sensor**

SKP 2620 HOPL Quanten-Sensor mit 0-1V Ausgang.



# Meteorologie Strahlungsmessung

## Produktübersicht



### **Art.Nr.**

### **Spezifikation**

#### **UV**

Die Messung der UV-Strahlung wird zusehends ernster genommen – tragen doch FCKW und andere Chemikalien zum Abbau der Ozonschicht und somit zur Erhöhung der UV-Strahlung bei. Der UV-Wellenlängenbereich wird in 3 Unterbereiche (UV-A, UV-B, UV-AB) eingeteilt.

Biologisch schädlich ist hier vor allem das UV-B, da diese kurzwelligeren Strahlen energiereicher als die UV-A-Strahlung sind. UV-B löst nicht nur Hautkrebs aus, seine Auswirkungen auf das Pflanzenwachstum und auf Mikroorganismen geraten immer mehr ins Zentrum des wissenschaftlichen Interesses.

UP bietet UV-Sensoren in unterschiedlichen Ausführungen an.

05130

#### **UV3/pA UVA A-Sensor, mit Vorverstärker**

UV3/pA UVA-Sensor, mit Vorverstärker, Cosinus korrigiert, Peakwellenlänge 373nm, Bandbreite 31nm, Empfindlichkeit  $5.0 \times 10^{-8}$  A/W/m<sup>2</sup>, Ausgang 0-150mV (entspr. 0-150 W/m<sup>2</sup>). Versorgung 7-15Vdc, <12mA-Verbrauch.



05132

#### **UV3/pB-Sensor, mit Vorverstärker**

UV3/B-Sensor, mit Vorverstärker, Cosinus korrigiert, Peakwellenlänge 313 +/-2nm, Bandbreite 26nm +/-2nm, Empfindlichkeit  $3.0 \times 10^{-8}$  A/W/m<sup>2</sup>, mit Vorverstärker, Ausgang 0-150 mV (entspr. 0-150W/m<sup>2</sup>), Versorgung 7-15Vdc, <12mA Stromverbrauch.



05134

#### **UV3pAB-Sensor, mit Vorverstärker**

UV AB-Sensor mit Vorverstärker, Cosinuskorrigiert, Peakwellenlänge 360nm, Bandbreite 72nm, Empfindlichkeit  $3.0 \times 10^{-8}$  A/W/m<sup>2</sup>, mit Vorverstärker, Ausgang 0-200mV (entspr. 0-200W/m<sup>2</sup>), Versorgung 7-15Vdc, <12mA Stromverbrauch.

05238

#### **SKU 420 UVA-Sensor**

SKU 420 UVA-Sensor, Cosinus-Korrigiert, Bandbreite 315-380nm (DIN), Ausgang 0-1V.





# Meteorologie Strahlungsmessung

Produktübersicht



**Art.Nr.**

**Spezifikation**

05240

**SKU 430 UVB-Sensor**

SKU 430 UVB-Sensor, Cosinus-Korrigiert, Bandbreite 280-315nm (DIN), Ausgang 0-1V.



**Spezialsensoren**

05108

**TSL-05 Tube Solarimeter, lange Form 80cm**

TSL-05 Tube Solarimeter, lange Form 80cm, zur Messung der Sonneinstrahlung auf Feldern (Biomassezuwachs) etc., Sensortyp: Thermoelemente, Messung der Globalstrahlung in W/m<sup>2</sup>, 5m Kabel.



05114

**BF3 Sonnenscheinsensor**

Sonnenscheinsensor BF3: Ausgang: Gesamt-PAR: 1mV/umol/m<sup>2</sup>/s Diffuse-PAR: 1mV/umol/m<sup>2</sup>/s Sonnenscheinstatus: 0 oder 4.5V digital. (Grenzwert >120W/m<sup>2</sup>) Genauigkeit: +/-15% (0..80°), +/-5umol/m<sup>2</sup>/s Ausgang wählbar auch als W/m<sup>2</sup> oder lx! Einstellbar über RS-232. ACHTUNG: Benötigt spezielles Kabel, wenn im SunScan-System oder mit Dataloggern verwendet! Auch beheizbare Version BF3/H lieferbar! Mißt Komponenten des Sonnenlichts (PAR, Energie, Lux) unter Ausnutzung einer neuen, innovativen Technik!



05119

**SPN1 - Sonnenschein-Pyranometer**

Sonnenschein-Pyranometer SPN1 - zur Messung von 3 Parametern in einem Sensor: Globalstrahlung-Gesamt: 1mV/W/m<sup>2</sup>, Diffuse Globalstrahlung: 1mV/W/m<sup>2</sup>, Sonnenscheinstatus (Dauer): 0 oder 4.5V digital. (Grenzwert >120W/m<sup>2</sup>), Spektralbereich 320-2700nm, Genauigkeit: +/-5% (0..90°), 0,6W/m<sup>2</sup>. Optional: integrierte Heizung.

Dieses Gerät ist einfach zu benutzen, leicht zu warten und benötigt keinerlei polare Justierung. Es verfügt über keinerlei bewegliche Teile und ist preiswert. Das einzigartige Design ist patentiert.



05202

**SKR 110 660/730nm zur NDVI-Bestimmung**

SKR 110 660/730nm Ratio-Sensor-Meßkopf zur NDVI-Bestimmung, andere Wellenlängen möglich.





# Meteorologie Strahlungsmessung

## Produktübersicht



### **Art.Nr.**

### **Spezifikation**

05204

#### **SKR 1800 2-Kanal-Sensor**

SKR 1800 2-Kanal-Sensor (Wellenlängen wählbar). Abmessungen 85x54mm (oben), 44mm (unten), 400g mit 3m Kabel (7adrig). Temp.-Bereich -35..+75 Grad C. Bei Bestellung Peak-Wellenlänge und Bandbreite für die Kanäle angeben!



05206

#### **SKR 116/100 660/730nm Meßeinheit**

SKR 116/100 660/730nm Meßeinheit mit Lichtleiter-Sonde.

05208

#### **SKR 1850 4-Kanal-Sensor**

SKR 1850 4-Kanal-Sensor, Wellenlängen wählbar. (z.B. Peak bei 500, 650, 850nm und 400..700nm). Abmessungen 85x54mm (oben), 44mm (unten), 400g mit 3m Kabel (7adrig). Temp.-Bereich -35..+75 Grad C. Bei Bestellung Peak-Wellenlänge und Bandbreite für die Kanäle angeben!

05210

#### **SKR 1850A 4-Kanal-Sensor**

SKR 1850A 4-Kanal-Sensor, Wellenlängen wählbar, mit Verstärker! 12V-Versorgung erforderlich! Abmessungen 85x54mm (oben), 44mm (unten), 400g mit 3m Kabel (7adrig). Temp.-Bereich -35..+75 Grad C. Bei Bestellung Peak-Wellenlänge und Bandbreite für die Kanäle angeben!

05230

#### **SKP 210/200F PAR-Sensor**

SKP 210/200F IPARI" Sensorsystem mit Lichtleiter-Sonde. "

05233

#### **SKP218/730 Far-Red Sensor**

SKP 218/730 FR Far Red Sensor mit einer Peakwellenlänge von 730nm, inkl. Kabel und Stecker für das Ablesegerät.

05236

#### **SKL 310 Licht-Sensor**

SKL 310 Licht-Sensor, Ausgang 1 $\mu$ V pro 10klx. Gehäuse Dupont Delrin, kosinus korrigiert, Silizium-Photozelle, Multielementfilter mit 555nm Peakwellenlänge, Meßbereich 0-500klx. Linearitätsfehler 0.2%, absoluter Fehler typ. 3%, Azimuthfehler 1%, Langzeitstabilität +/-2%, interner Widerstand: 650 Ohm.



05250

#### **SKS 1150 Thermoelement-Pyranometer**

SKS 1150 Thermoelement-Pyranometer (Kuppel) vgl. mit Kipp.

05252

#### **SKS 1160 Strahlungsbilanz-Sensor.**

SKS 1160 Strahlungsbilanz-Sensor aus 2x SKS 1150 (Thermoelement-Sensor).

05264

#### **SKL 2630 HOPL Licht-Sensor**

SKL 2630 HOPL Licht-Sensor 0-1V Ausgang. Eigenschaften wie SKL310, Gehäuse etwas größer.



# Meteorologie Strahlungsmessung

## Produktübersicht



### Art.Nr.

### Spezifikation

05334

#### **CG2 Netto-Pyrgeometer Meßbereich 5..50µm**

CG2 Netto-Pyrgeometer Meßbereich 5..50µm zur Bestimmung der langwelligen Strahlungsintensität im fernen Infrarot. Temperaturmessung mit Pt100. Stromversorgung 12V, 1A.

### Zubehör Lichtsensoren

02590

#### **SpectroSense 2**

Spectrosense2 - SKL904 Anzeigegerät für alle Skye Lichtsensoren. Speichert bis zu 16 Kalibrierfaktoren ab. 4-zeiliges LC-Display, 8 Tasten, Anzeige von bis zu 4 Sensorsignalen



05118

#### **BF3/M Mastadapter f. BF3**

BF3/M Mastadapter f. BF3. (Alu-Winkel mit Schellen für 40/48mm - Rohr (bitte spezifizieren)

05156

#### **SRLF1 Nivelliereinheit für Delta-T Lichtsensoren**

SRLF1 Nivelliereinheit für Delta-T Lichtsensoren.

05220

#### **SKP 200 Anzeigegerät für QS**

SKP 200 Anzeigegerät f. Quanten-Sensor. Auch für alle anderen Skyesensoren (Lux, Energie, Pyranometer, Ratio-Sensor etc) erhältlich. Betrieb mit 9V Blockbatterie. Lieferung im praktischen Kunststoffköfferchen mit Platz auch für den Sensor. - Sensoranschluß über DIN-Stecker.



05270

#### **SKM 221 Justier-Libelle**

SKM 221 Justier-Libelle für Skye-Lichtsensoren, aus verwitterungsfestem Aluminium mit Nylonschrauben - Bemassung siehe pdf.



05272

#### **SKM 222 Justier-Libelle**

SKM 222 Justier-Libelle für 4-Kanal- Lichtsensoren von Skye.

05274

#### **SKM 225 Halterung für SKM 221**

SKM 225 Halterung für SKM 221 u. Sensor, Kurzarm.

05276

#### **SKM 226 Halterung für SKM 221**

SKM 226 Halterung für SKM 221 u. Sensor, Langarm

05277

#### **SKM 229, Halterung f. 3 Nivelliereinheiten**

SKM 229, Halterung f. 3 Nivelliereinheiten/Strahlungssensoren.

05278

#### **SKL 180 Kalibrierservice**

SKL 180 Kalibrierservice f. Skye-Licht- sensoren. Empfohlen alle 2 Jahre.



# Meteorologie Strahlungsmessung

Produktübersicht



---

<b>Art.Nr.</b>	<b>Spezifikation</b>
05280	<b>SKR 120 2-Kanal-Verstärker</b> SKR 120 2-Kanal-Verstärker, Ausgang wählbar.
05304	<b>8106 Belüftungsgehäuse</b> 8106 Belüftungsgehäuse f. Sternpyranometer 8101.
05336	<b>Kalibrier-/Reparaturservice</b> Kalibrier-/Reparaturservice für Sensoren von Ph. Schenk. (Austausch von Dichtungen und Trockenmittel, Endkontrolle).



# LIGHT MEASUREMENT GUIDANCE NOTES

## **Skye Instruments Ltd**

21, Ddole Enterprise Park  
Llandrindod Wells  
Powys LD1 6DF  
United Kingdom

TEL 00 44(0)1597 824811

FAX 00 44(0)1597 824812

EMAIL [skyemail@skyeinstruments.com](mailto:skyemail@skyeinstruments.com)

WEB [www.skyeinstruments.com](http://www.skyeinstruments.com)

---

## **INTRODUCTION**

---

Light and Humans	4
Light and Plants	4

## **LIGHT MEASUREMENT**

---

Light Levels for Humans and Animals	5
Light Levels for Plants	5
Light Quality for Plants	6

## **LIGHT SENSORS AND METERS**

---

## **FIGURES**

---

FIG 1	CIE Photopic Curve	7
FIG 2	Photosynthetically Active Radiation curve	8
FIG 3	Typical daily light levels in LUX	8
FIG 4	Typical daily PAR light levels in Watts/m <sup>2</sup>	9

## **APPENDIX**


---

APP 1	The Electromagnetic Spectrum	9
APP 2	Conversion of light measurements in Watts/m <sup>2</sup> to MJ/day	11
APP 3	Conversion of light measurements between Watts/m <sup>2</sup> and mmol/m <sup>2</sup> /sec	12
APP 4	Conversion of measurements between Lux and Mmoles/m <sup>2</sup> /sec or Watts/m <sup>2</sup>	13

---

# 01

## INTRODUCTION



Light is a word which is generally used to describe the portion of the sun's radiation visible to the human eye. This portion is only a very small part of the sun's total radiation output, called the Electromagnetic Spectrum, some of which does not even reach the Earth's surface.

The electromagnetic spectrum also includes ultraviolet radiation (which gives us sunburn), infrared radiation (which keeps us warm) as well as X-rays, microwaves and radiowaves. If you would like to understand more about solar radiation and the electromagnetic spectrum, please read Appendix 1.

The part of the spectrum which can be measured using Skye Instruments light meters is in the ultraviolet, visible and near-infrared regions. These radiations directly affect the life of plants, humans and animals on the planet's surface.

Radiation in the ultraviolet, visible and near-infrared regions are described as electromagnetic waves, and the distance between each wave is called the wavelength. In this part of the sun's spectrum, the wavelengths are very small, only thousand millionths of a metre long, and are measured in nanometres (abbreviated as nm). (One nanometre equals one thousand millionth of a metre).

## 1.1 LIGHT AND HUMANS

---

Our eyes detect and see visible light radiation between 400 and 700 nm. Our bodies can also detect infrared radiation (700 to 2000 nm) which is invisible to our eyes but we feel as warmth, and are affected by ultraviolet radiation (280 to 380 nm), also invisible but results in sunburn or, in extreme cases, skin cancer.

The seven colours of the rainbow appear between 400 and 700 nm, but we do not see all colours equally as clearly. The colours we are most sensitive to, and so see best, are greens and yellows, which are around 500 to 600 nm. We see a greater variety of shades of greens and yellows than we do any other colours, as our eyes have their peak response at 555 nm.

Visible light, as seen by the human eye, is measured in LUX units. The lux is carefully defined to include only the wavelengths seen by our eyes and in the same ratios. The shape of this response is called the CIE Photopic Curve, see Figure 1.

Because we use visible light in order to see our way through the world, our eyes have become very sensitive to both very bright and very low light levels and are easily deceived when trying to assess the level or intensity of light. There can be 5 or more decades of light level between indoors and full sunshine, yet we are able to read a book equally well in both situations.

## 1.2 LIGHT AND PLANTS

---

Plants also detect and use light radiation between 400 and 700 nm, but with a wider sensitivity than is seen by the human eye. Plants can also benefit from infrared warming, and be damaged by ultraviolet radiation, but the range 400 to 700 nm is important for the photosynthesis process which produces sugars and growth, and so is called the Photosynthetically Active Radiation or PAR region.

The shape of the wavelength response curve for plants shows that they are most sensitive to the red colour region, then blue and least of all to green colours. In fact, they reflect most of the green wavelengths, which is why they appear green to us. See the shape of a typical plant response curve in Figure 2.

Photosynthesis converts the sun's radiation energy into sugar energy for the plant to use. This requires relatively strong radiation levels, and so in general, plants are not very sensitive to lower light levels. In full sunlight, plants will generally grow faster the more light they receive, but on the other hand will barely grow indoors.

## 02 LIGHT MEASUREMENT



By comparing Figures 1 and 2, it is clear that plants and humans view the sun's radiation in very different ways. Also, we must remember that plants are not able to utilise the very low light levels which humans can easily see by.

So, it is important to measure light levels both accurately and differently, according to whether we are concerned with human comfort, or plant welfare.

### 2.1 LIGHT LEVELS FOR HUMANS & ANIMALS

Traditionally, we have measured light as the radiation that our eyes can see, assuming that the world around us 'sees' the same. Previously, readings were measured in foot candles (which were light levels as compared to the brightness of a candle). We now have a definition of exactly what we do see (the CIE Photopic Curve, Figure 1), and it is measured in LUX units.

So to measure light levels in offices, buildings etc., a Photopic or Lux sensor and meter is used. These sensors can also be used for the automatic switching on of lights, for example in a car park when it gets dark, etc.

As animals have a very similar eye structure to our own, photopic or lux sensors can also be used for monitoring light levels in their living quarters, assessing artificial daylight levels etc.

*See Figure 3 for examples of lux levels in daily situations.*

### 2.2 LIGHT LEVELS FOR PLANTS

Solar radiation energy is often measured in WATTS PER SQUARE METRE (W/m<sup>2</sup>). The Watt is a unit of power.

Light bulb and lamp manufacturers sell their products rated sometimes in Watts and sometimes in Lux. This can be very confusing when relating different lamps to the energy a plant requires. As explained above, only the radiant energy between 400 and 700 nm will result in photosynthesis, and affect the plant's health and growth rate. So it is important to measure this PAR region preferably as an energy in Watts per square metre. (A measurement in Lux will not give a true reading over the entire PAR region.)

Plant science researchers prefer to measure the PAR energy in a more empirical unit of MICRO MOLES PER SQUARE METRE PER SECOND (  $\mu\text{mol}/\text{m}^2/\text{sec}$ ). The units of Watts/ $\text{m}^2$  and  $\mu\text{mol}/\text{m}^2/\text{sec}$  are directly interchangeable, and so either measurement is equally as valid. (See Appendix 3 for conversion factors).

So a PAR sensor and meter should be chosen as appropriate for plant measurements. The PAR Energy sensor will give readings in  $\text{W}/\text{m}^2$ , while the PAR Quantum or PAR Special sensors will give readings in  $\mu\text{mol}/\text{m}^2/\text{sec}$ .

*Figure 4 shows examples of PAR readings in different lighting situations.*

---

## 2.3 LIGHT QUALITY FOR PLANTS

---

For an efficient photosynthesis process to take place, the quality of the light is just as important as the amount of light received by the plant. 'Good quality' light for plant germination and growth contains the correct ratios of the different colours and wavelengths between 400 and 700 nm, such as appears on a bright, sunny summer afternoon.

If the light quality is poor when the plant is just emerging, it can grow tall and spindly as it tries to grow fast to 'reach' the light. To our eyes, it seems that there is simply a low light level, but the plant is actually seeing shortage of the red wavelengths in the light.

In contrast, if there is a surplus of the red wavelengths compared to other colours, the plant will grow thick and bushy, which in most cases will result in a healthy looking plant.

To measure the quality of light a plant is receiving, it is usual to measure the ratio between the red wavelength at 660 nm and the far-red wavelength which is just outside the PAR range at 730 nm. On a bright, sunny summer afternoon, the red to far-red ratio equals one.

At low sun angles such as early morning and early evening, the red / far-red ratio is often less than one, showing that even natural sunlight is not ideal for good plant growth throughout the whole day.

It is particularly important to measure light quality and the red / far-red ratio when giving plants supplementary lighting. Different lamp types give different colour ratio lighting, which can dramatically effect the red / far-red ratio. For example, quartz halogen lamps give out more blue wavelengths while tungsten lamps give out more red wavelengths.

A Red / Far-red Ratio meter can give measurements of the red wavelength or the far-red wavelength in  $\mu\text{mol}/\text{m}^2/\text{sec}$ , but more importantly, it will read directly the Ratio between these two colours, and so quickly and easily will monitor light quality.

### 3 LIGHT SENSORS AND METERS



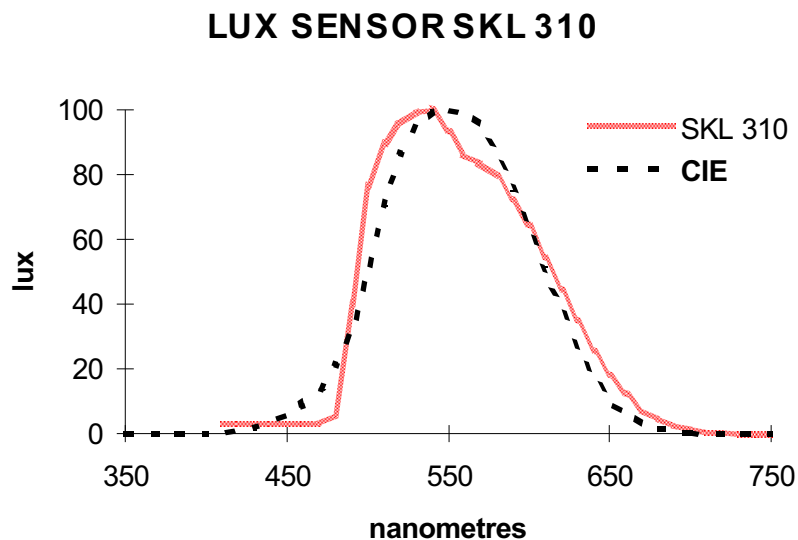
Solar radiation falls evenly over the whole Earth's surface. Ideally, a light sensor should act like a large flat surface, so that it measures the sun's radiation as if it were part of the planet surface.

In order to do this, Skye Instruments light sensors are 'cosine corrected', which means that they have a specially designed light acceptance geometry. Light can enter the sensor from a 180 degree hemisphere above it, according to Lambert's Cosine Law. This means that the sensor is more sensitive to light from directly overhead (just as mid-day sunshine is strongest) and gradually less sensitive to light from low angles (just as early morning and late evening sunshine is weakest).

A cosine corrected sensor does not measure any light which comes from below the 'horizon' of the hemisphere above it, as this could be stray, reflected light. It is therefore very important to ensure the sensor is levelled, so that the whole skyline is measured, without any ground reflections adding to the reading. The Skye Instruments levelling unit, which incorporates a level bubble, makes this procedure very simple.

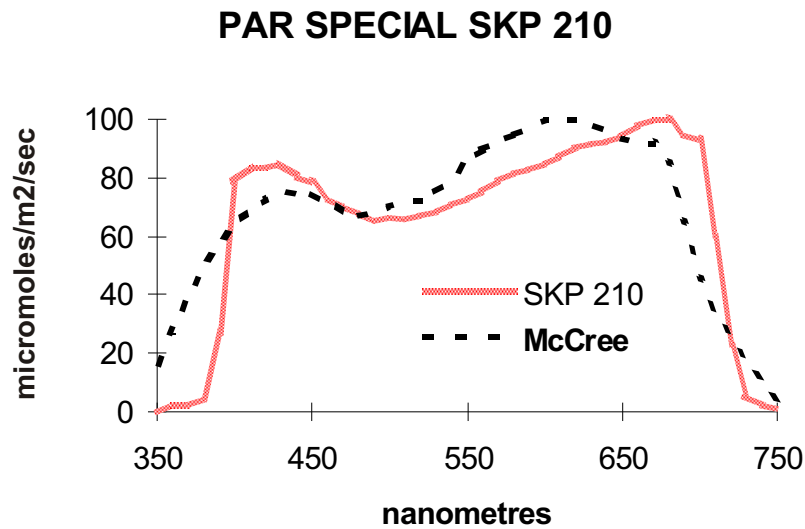
The light sensitive sensors themselves, require a readout device for viewing the light measurements. Usually, they are paired with a digital meter for quick spot measurements. If longer term measurements need to be made, it is possible to incorporate an automatic datalogger with the sensor (for example, an integral DataHog light sensor and logger), or the sensor can be connected to a larger datalogger along with other sensors for a complete microclimate study (for example, a MiniMet automatic weather station).

DataHOGs can also be linked up to supplementary lighting systems for automatic switching according to natural sunlight levels.



**FIG. 2**

Photosynthetically Active Radiation Curve (or a plant's PAR response curve)

**FIG. 3**

Typical daily light levels in LUX

**Natural Light**

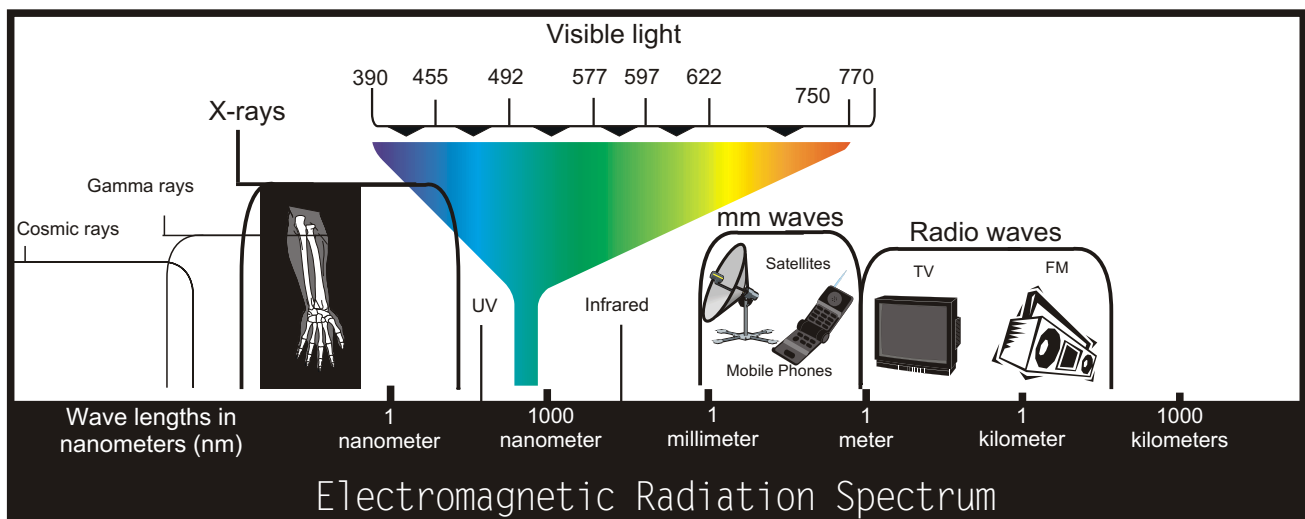
Clear night, full moon	0.3 lux
Winter's day, overcast sky	900 - 2,000 lux
Summer's day, overcast sky	4,000 - 20,000 lux
Winter's day, clear sky	up to 9,000 lux
Summer's day, clear sky	up to 100,000 lux

**Artificial Light**

Candle at 1m distance	1 lux
Side roads	4 lux
Main roads	16 lux
Staircases	30 - 60 lux
Hallways	120 lux
Living rooms, offices	250 lux
Classrooms, shops, workshops	500 lux
Drawing offices, precision workshops	1,000 lux

**FIG. 4****Typical daily PAR light levels in Watts/m<sup>2</sup>**

Winter's day, overcast sky	20 - 40 Watts/m <sup>2</sup>
Summer's day, overcast sky	40 - 60 Watts/m <sup>2</sup>
Winter's day, clear sky	up to 200 Watts/m <sup>2</sup>
Summer's day, clear sky	up to 400 Watts/m <sup>2</sup>

**APPENDIX 1****The Electromagnetic Spectrum**

Light is simply a small part of a continuous spectrum of energy that ranges from radio waves to cosmic rays. This spectrum is all electromagnetic energy, just the wavelength is changing. The spectrum is commonly talked about in terms of wavelength or frequency. Both are different measures of the same thing in this case.

In the radio part of the spectrum both are used. The long wave 'Radio4' is talked about as a frequency of 198KHz (or 198,000 waves per second) or a wavelength of 1500metres (where the distance between successive wave peaks is 1.5 kilometres).

With light, the frequency of the waves is so very high that it is an inconvenient measure, their wavelength is very short, but at least we have convenient numbers for it, and thus light is usually talked about as its wavelength. Green light for example has a wavelength of 555 nanometres (0.000000555metres) and its frequency is a number with 16 zeroes after it!

Human eyes have their peak sensitivity at 555nm, which is in the green part of the spectrum. (remember ROYGBIV - Richard of York gave battle in vain - gives the rainbow spectrum order of colour and decreasing wavelength, i.e.red/orange/yellow/green/blue/indigo/violet).

The sun produces a continuous spectrum received at the earth's surface from ultraviolet to radiowaves, the strongest and most significant being the visible and infrared regions. A tungsten light bulb will produce visible and infrared energies. A fluorescent tube will produce portions of the visible spectrum, but very little of the infrared region. Many other lamps are available, some giving you more useful energy (to plants) per watt of electricity required to power them than others.

See the representation of the Electromagnetic Spectrum above to see where our visible range fits into the complete picture.

## APPENDIX 2

### Conversion of measurements $W/m^2$ to $MJ/day$

To begin, 1 Watt = 1 joule/second

So, 1  $w/m^2$  = 1  $J/m^2/second$

You need to include the time factor which is your logging interval to convert each  $W/m^2$  reading to  $J/m^2/(time\ interval)$

E.g. For a logging interval of 30 minutes = 1800 seconds

$X\ W/m^2 = X \times 1800\ J/m^2/30minutes$

There are 48 x 30 minute readings in a 24 hour period, these should be added together to give a single reading of  $J/m^2/day$ . To convert to  $MJ/m^2/day$  then divide by  $10^6$  (or 1,000,000)

So in summary,

1. Multiply  $W/m^2$  reading by the logging periods in seconds
2. Add all readings for a 24 hour period
3. Divide the total by 106 to obtain  $MJ/m^2/day$

## APPENDIX 3

### Conversion of measurements between mmol/m<sup>2</sup>/sec and W/m<sup>2</sup>

Plant and other chemical processes use light radiation in 'packets of energy' or 'quanta'. Simply, the process will add a carbon atom for example, to a chain of atoms with the energy from a quantum, and the remaining energy is wasted if there is not enough left from the quantum to add a second carbon atom.

A quantum of light contains a certain amount of energy depending on its wavelength. A quantum of red light has less energy than a quantum of blue light.

When dealing with plant efficiency and energetics, the Skye PAR Quantum or PAR Special meters are calibrated to read in quanta or micro mols per metre squared per second ( mol/m<sup>2</sup>/sec). A 'mol' is Avagadro's (6.023 x 10<sup>23</sup>) number of quanta.

The formula for converting between Watts/m<sup>2</sup> and mol/m<sup>2</sup>/sec is:

$$\frac{119.708}{\text{Wavelength (nm)}} = \frac{x \text{ (W/m}^2\text{)}}{y \text{ ( mol/m}^2\text{/s)}}$$

This is a precise formula for individual wavelengths.

For an approximate value over the waveband 400-700 nm (PAR) under natural daylight conditions

$$\frac{119.708}{\text{wavelength (nm)}} = \frac{1}{4.6}$$

**So to convert a reading of X mmol/m<sup>2</sup>/sec to W/m<sup>2</sup> simply divide by 4.6**

**Or convert a daylight reading of Y W/m<sup>2</sup> to mol/m<sup>2</sup>/sec simply multiply by 4.6**

However, other light sources have different ratios of colour energies within the 400-700nm band, resulting in slightly different conversion factors as shown below:

<b>LIGHT SOURCE</b>	<b>To convert W/m<sup>2</sup> to mmol/m<sup>2</sup>/sec MULTIPLY BY:</b>	<b>To convert mmol/m<sup>2</sup>/sec to W/m<sup>2</sup> DIVIDE BY:</b>
Daylight	4.6	4.6
Metal Halide	4.6	4.6
High pressure sodium (SON/T)	5.0	5.0
Mercury	4.7	4.7
White Fluorescence	4.6	4.6
Incandescent	5.0	5.0

(Taken from K.J. McCree. Photosynthetically Active Radiation. Encyclopedia of Plant Physiology. New Series, Volume 12A. Physiological Plant Ecology I. Springer-Verlag Berlin Heidelberg. 1981.)

As can be seen in the previous pages, measurements in Lux and measurements made in the PAR region in  $\mu\text{moles}/\text{m}^2/\text{sec}$  or  $\text{Watts}/\text{m}^2$ , are not exactly compatible due to the range of the response of these sensors.

However, it is possible to make an APPROXIMATE conversion between these units as many lighting installations are quoted in lux by the manufacturers.

Again, different types of lights have different conversion factors as below. Remember, this is only for measurements in the 400-700nm PAR region, not for total solar radiation sensors.

<b>LIGHT SOURCE</b>	<b>To convert Lux to <math>\mu\text{moles}/\text{m}^2/\text{sec}</math> MULTIPLY by</b>	<b>To convert <math>\mu\text{moles}/\text{m}^2/\text{sec}</math> to Lux DIVIDE by</b>
Daylight	0.0185	0.0185
Metal Halide	0.0141	0.0141
High Pressure Sodium (SON/T)	0.0122	0.0122
Mercury	0.0119	0.0119
Incandescent	0.0200	0.0200

<b>LIGHT SOURCE</b>	<b>To convert Lux to <math>\text{Watts}/\text{m}^2</math> MULTIPLY by</b>	<b>To convert <math>\text{Watts}/\text{m}^2</math> to Lux DIVIDE by</b>
Daylight	0.00402	0.00402
Metal Halide	0.00305	0.00305
High Pressure Sodium (SON/T)	0.00245	0.00245
Mercury	0.00262	0.00262
Incandescent	0.00397	0.00397

Taken from Thimijan and Heins, 1985, HortScience, 18 pp 818-822.